

BA-10

BA-16

Chainstitch Button Sewer with Button Feeder
Lockstitch Button Sewer with Button Feeder



Specifications

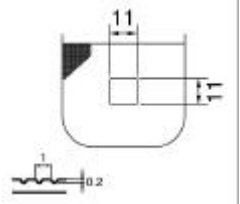
	BA-10	BA-16
Machine head	CB3-B917A	LK3-B448E Mark II
Use	Chainstitch button sewer	Lockstitch button sewer
Sewing speed	1,500 rpm	2,500 rpm
No. of stitches	8 · 16 · 32 · 6 · 12 · 24	13 · 15 · 17 · 19 · 20 · 22 · 23 · 24 25 · 26 · 27 · 28 · 30 · 32 · 33 · 34 · 38
(X×Y) Feed length	(2.0–6.5)×(0–6.5)	(0.1–6.4)×(0.1–6.4)
Button clamp lifter stroke	14 mm	10 mm
Button type	Flat (2-hole, 4-hole)	Flat (2-hole, 3-hole, 4-hole)
Button diameter	9–22 mm	
Button feed time	0.35 sec.	
Button loading	Rear loading	
Power source of the feeder	DC motor	
Button arrangement	Vibration bowl, front-back discrimination	
Button feed error detector	Available	
Needle	TQ×1 #16	TQ×1 #12

Starter device

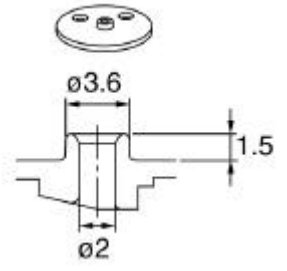
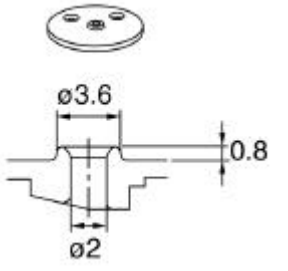
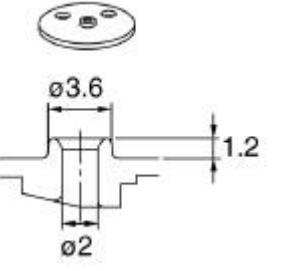
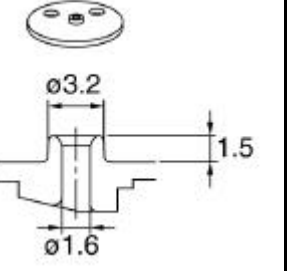
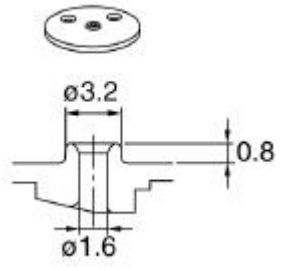
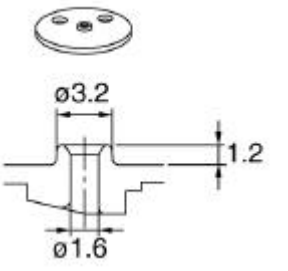
Model	Part name	Part code
BA-10	Starter device assembly	S05462-009

Gauge parts list

Feed plate

◆159971-001*				
				

Needle hole plate

HS	S40917-001	HT	S40925-001	HU	S52079-001	HV	S52080-001
							
HW	S52081-001	HX	◆S52082-001				
							

*The part indicated with ◆ is a standard part.

*The feed plates and needle hole plates are used for B448E and BAS-556.

*Refer to B438E Mark II for pattern programs.

Gauge parts list

For 2-hole button

Button catch plate assy				
Mark	a (mm)	Ø (mm)	h (mm)	Part code
C	26	1.0	4	S06686-001
D	28	1.2	4	S06686-002
E	3.0	1.2	4	S06686-003
F	32	1.2	4	◆S06686-004
G	34	1.2	4	S06686-005
H	36	1.2	4	S06686-006
J	38	1.2	4	S06686-007
K	32	1.5	4	S06686-008
L	34	1.5	4	S06686-009
M	36	1.5	4	S06686-010
N	38	1.5	4	S06686-011

For 4-hole button

Button catch plate assy, W				
Mark	a (mm)	Ø (mm)	h (mm)	Part code
D	22	1.0	4	S06687-001
E	24	1.0	4	S06687-002
F	26	1.2	4	◆S06687-003
G	28	1.2	4	S06687-004
H	30	1.2	4	S06687-005
J	32	1.2	4	S06708-001
K	34	1.5	4	S06708-002
L	36	1.5	4	S06708-003
M	32	1.5	4	S06708-004

Pin			
	L (mm)	Ø (mm)	Part code
	9	1.0	S06688-001
	9	1.2	S06689-001
	9	1.5	S06690-001

Button catch plate, blank			
	Ø (mm)	Part code	
	6	S06133-001	
	8.5	S06710-001	

Gauge parts	
S06620-001	
ボタン受け台組 Button catch plate assy	

*The part indicated with ◆ is a standard part.

Gauge parts list

		Button clamp									
		A S05356-000		B S06569-000		C S06570-000		D S09351-000		E S09352-000	
		Accessory		Accessory		Standard		Accessory		Accessory	
Vertical section of button											
d		Ø8 mm		Ø8 mm		Ø8 mm		Ø10 mm		Ø10 mm	
		F S09353-000		G S09354-000		H S09355-000		J S09356-000			
		Option		Option		Option		Option			
Vertical section of button											
d		Ø12 mm		Ø12 mm		Ø16 mm		Ø16 mm			

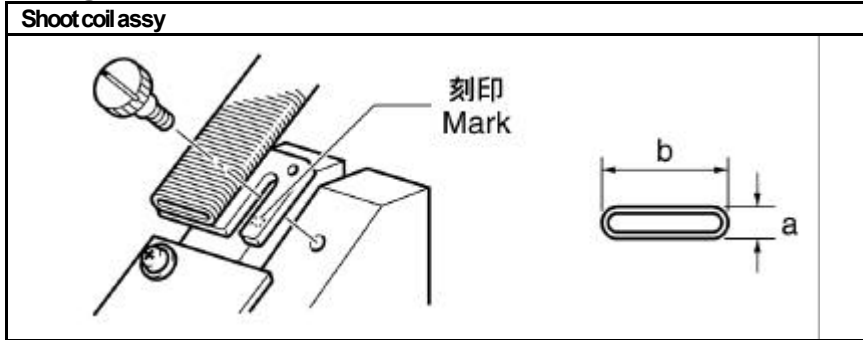
Button upper cover		
Mark	d (mm)	Part code
A	9-12	◆S09601-100
B	12-16	S09602-100
C	16-22	S09603-100

Spacer		
Mark	d (mm)	Part code
A	0.4	◆S09604-100
B	0.8	◆S09605-100
C	0.2	S13186-100

Sorting plate			
◆S05433-000	(U) S06814-000	UB S06816-000	M S06815-000

*The part indicated with ◆ is a standard part.

Gauge parts list



Mark	a (mm)×b (mm)	Parts code
A	2.7×15	◆S07042-001
B	3.5×17	◆S07042-002
C	4.0×25	S07042-003
D	2.5×13	S07042-004
E	3.0×13	S07042-005
F	3.2×15	S07042-006
G	3.8×15	S07042-007
H	4.0×17	S07042-008
J	4.5×17	S07042-009
K	3.5×18	S07042-010
L	4.0×20	S07042-011
M	4.5×21	S07042-012
N	5.7×22	S07042-013
P	4.7×25	S07042-014
Q	2.0×13	S07042-015
R	2.0×22	S07042-016
S	2.7×17	S07042-017
T	2.2×17	S07042-018
U	2.7×20	S07042-019

*The part indicated with ◆ is a standard part.